

# Consolidated Audit Trail

## UGMA/UTMA Accounts

---

11/16/2021

# Introduction

---

- The industry has asked for more information regarding the various scenarios illustrated in the CAIS Reporting Scenarios document.
- Today, we will illustrate the original reporting of UGMA/UTMA accounts and how to report updates to the account, but the same concepts apply to various account types.
- These concepts are also illustrated in the Scenarios document v2.1.

# Reporting UGMA/UTMA Accounts to CAIS

---

- CAIS can support various UGMA/UTMA reporting configurations.
- Initial reporting of an Industry Member's UGMA/UTMA account will reflect how the account is structured at the Industry Member.
- Reporting updates to the UGMA/UTMA account will depend on the business process of the Industry Member when the minor reaches the age of majority.
- Considerations
  - *role* of the CAT Customers
  - How the account is transitioned upon age of majority

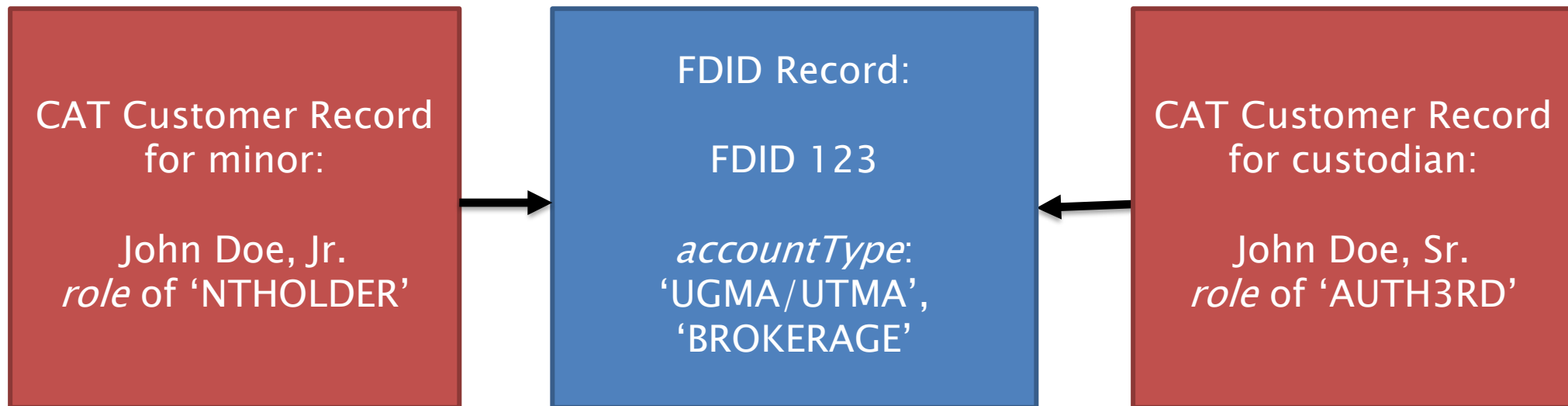
---

# UGMA/UTMA Account Structure Examples

# Account Structure Example 1

---

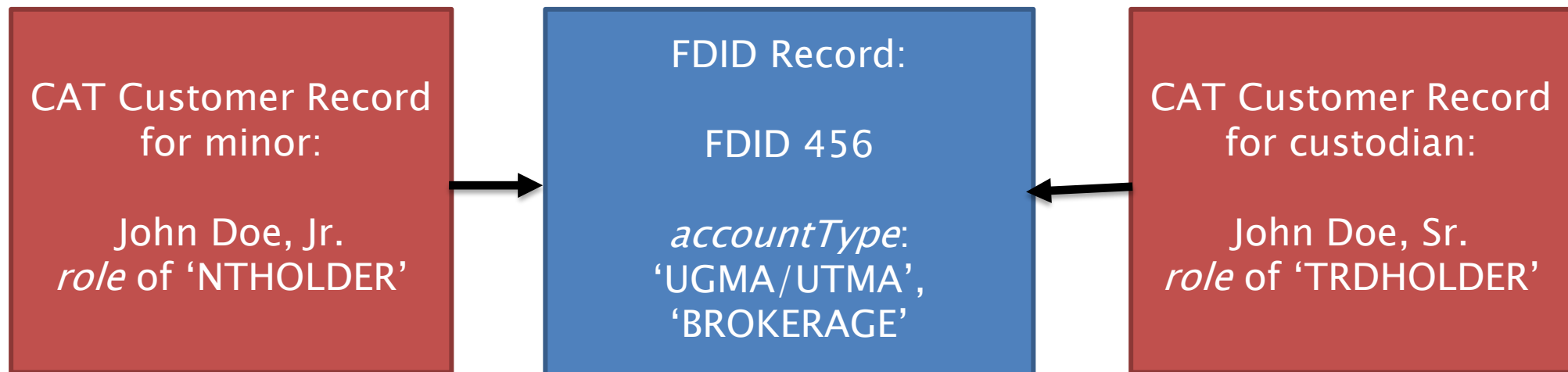
- In this scenario:
  - The custodian is an authorized trader but not an account holder.
  - The minor is the holder of the account but does not have authorization to trade.



# Account Structure Example 2

---

- In this scenario:
  - The custodian is an account holder that also has authorization to trade.
  - The minor is the holder of the account but does not have authorization to trade.



Also, see Scenario 4.2.6 UGMA/UTMA Custodied Account.

---

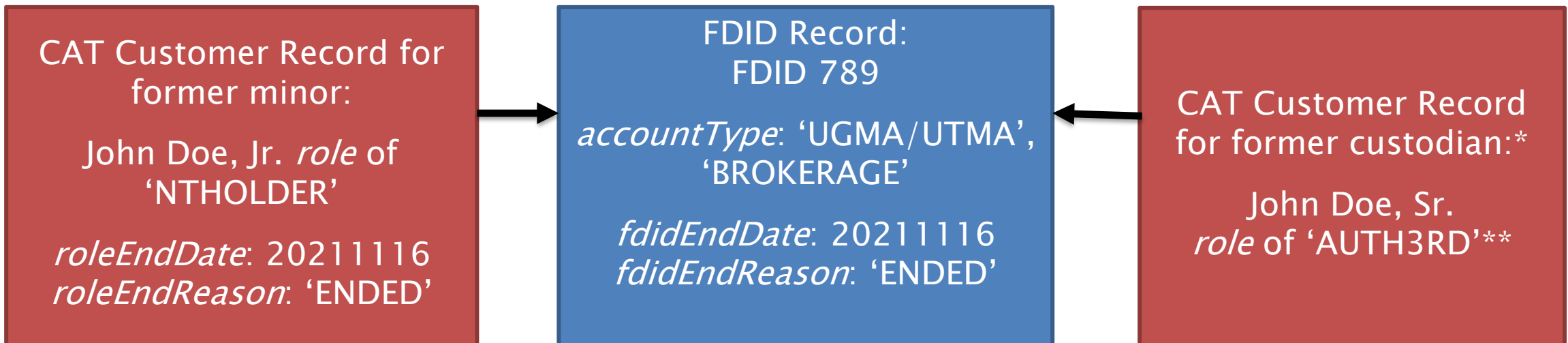
## UGMA/UTMA Transition At The Age of Majority Examples

# Age of Majority Example 1

➤ In this scenario:

- When the minor reaches the age of majority, the Industry Member's business process is to 1) close the underlying UGMA/UTMA account, and 2) open a new account in the name of the account holder (formerly the minor).
- As the original UGMA/UTMA account was closed, the FDID 789 was 'ENDED.' *fdidEndReason* of 'REPLACED' value must not be used. See [FAQ M16](#).

**Step 1) Close the underlying UGMA/UTMA account:**



\*At least one customer record must be included in the resubmission, however any customer records included in the original submission with an association to the FDID will also be ended upon resubmission, regardless of whether they were included.

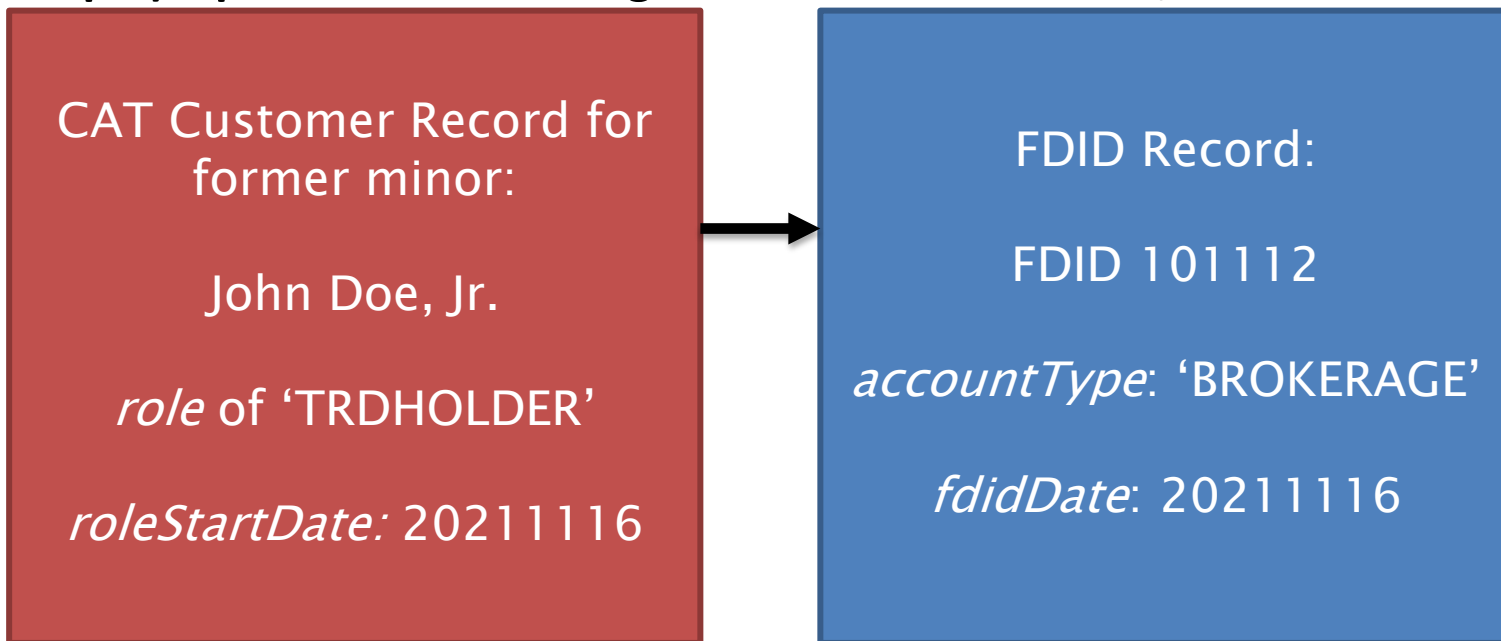
\*\*Unless otherwise specified, the *fdidEndDate* will be applied as the *roleEndDate* and, the *fdidEndReason* will be applied as the *roleEndReason*.



# Age of Majority Example 1: Alternative 1

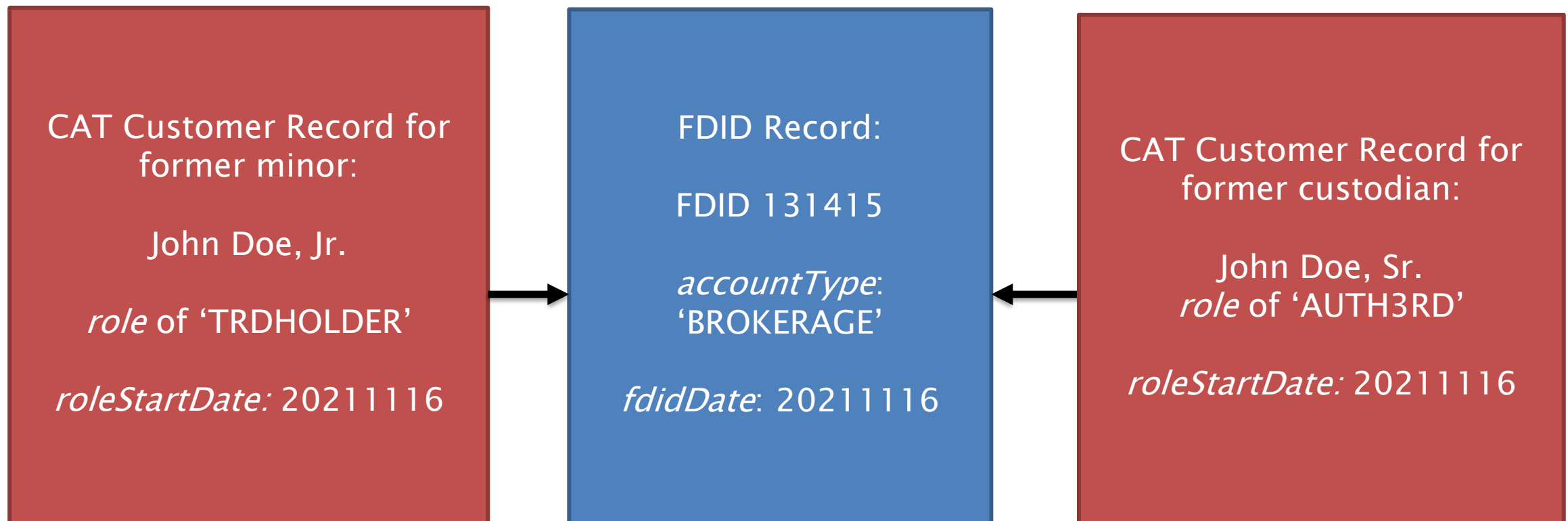
- In Alternative 1, John Doe, Jr., formerly the minor on the UGMA/UTMA account, is the account holder on the new brokerage account and has authorization to trade on the account.
- John Doe, Sr., formerly the custodian on the UGMA/UTMA account, is not a CAT Customer on the new account.
- The 'UGMA/UTMA' value is not applicable as an *accountType* value on the new brokerage account.

## Step 2) Open a new brokerage account for John Doe, Jr.:



# Age of Majority Example 1: Alternative 2

- In Alternative 2, John Doe, Jr., formerly the minor on the UGMA/UTMA account, is the account holder on the new brokerage account and has authorization to trade on the account.
- John Doe, Sr., formerly the custodian on the UGMA/UTMA account, is as an authorized trader on the new brokerage account but is not an account holder.

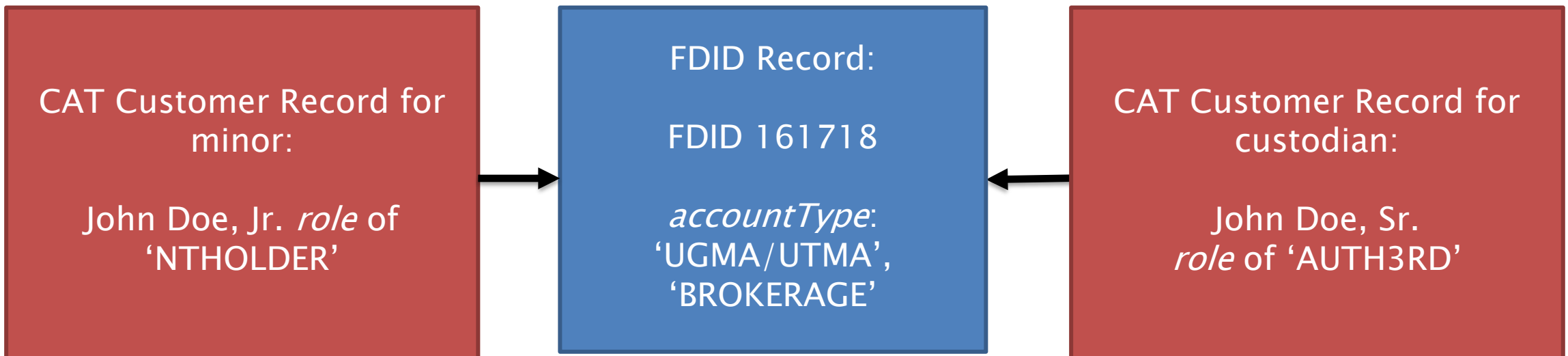


# Age of Majority Example 2

➤ In this scenario:

- When the minor reaches the age of majority, the Industry Member's business process is to maintain the same account but A) remove the former custodian from the account, and B) name the former minor as the account holder who also has authorization to trade on the account.

**Initial Submission for UGMA/UTMA Account:**

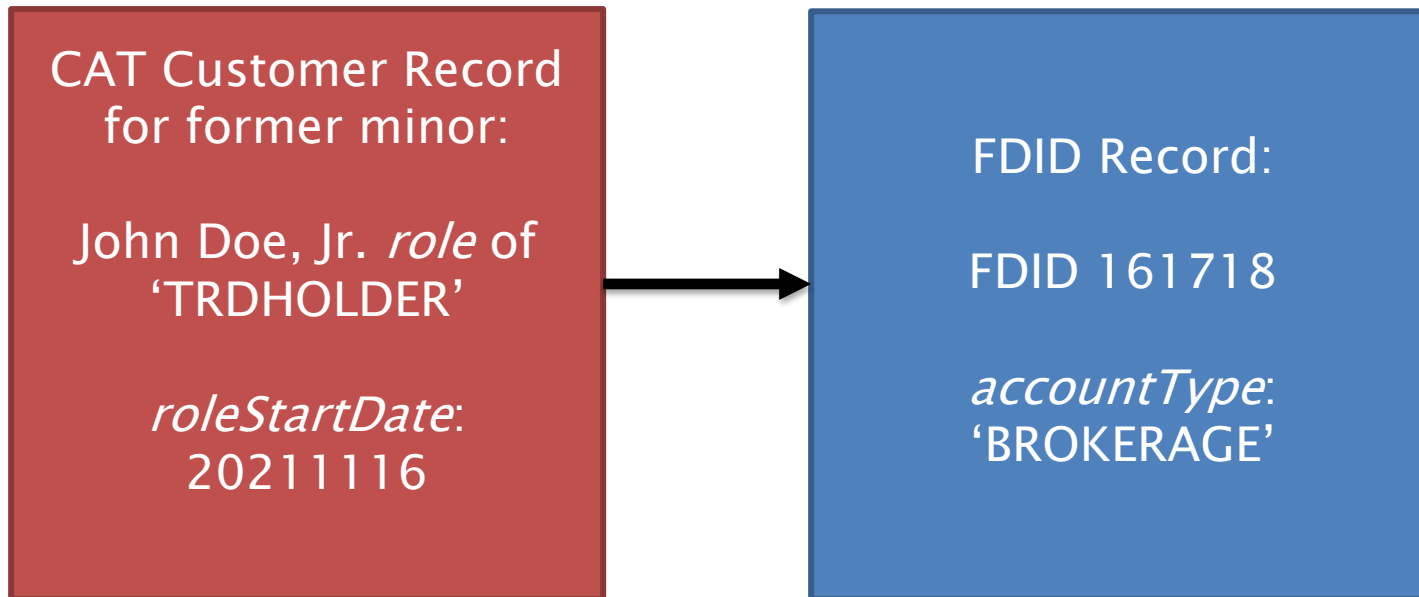


# Age of Majority Example 2

---

## Resubmission of the FDID Record upon age of majority:

- The *accountType* value of 'UGMA/UTMA' is *not* included in the resubmission.



# FINRA CAT Helpdesk

---

Questions may be directed to the FINRA CAT Helpdesk at 888-696-3348 or [help@finracat.com](mailto:help@finracat.com)

# How to Ask a Question during Today's Call

---

- **For participants using computer audio:**
  - Click the "Raise Hand" button at the bottom of the participants window.
  - A visual prompt will indicate that your line has been unmuted.
- **For participants using phone audio:**
  - Enter \*9 on your phone keypad.
  - An audio prompt will indicate that your line has been unmuted.